



District Report Card: 2017


State: Bihar	District: Gaya
Class: 5	Subject: Language
Schools: 61	Students: 1443


Participation/Coverage


Students

<div>GENDER</div> <div></div>	Boys		Girls	
	Number	%	Number	%
	689	47.75	754	52.25

<div>AREA</div> <div></div>	Rural		Urban	
	Number	%	Number	%
	1381	95.70	62	4.30

<div>CATEGORY</div> <div></div>	SC		ST		OBC		GEN	
	Number	%	Number	%	Number	%	Number	%
	614	42.55	17	1.18	749	51.91	63	4.37

<div>CWSN</div> <div></div>	LD	VI	HI	S&LD	ID	Oth
	1	1	0	4	3	0

<div>Management</div> <div></div>	Government		Government-aided	
	Number	%	Number	%
	1443	100.00	0	0.00

Average Performance of Students in Language (%)

Overall	Gender		Area		Management		Social Group			
	Male	Female	Rural	Urban	Govt.	Aided	SC	ST	OBC	GEN
57.33	56.97	57.65	56.92	66.45	57.33	0.00	54.70	63.53	59.00	61.27

Performance on Learning Outcomes (LOs)

Learning Outcomes	Description	Average Performance(%)
L504	Reads and comprehends independently storybooks, news items/ headlines, advertisements etc.	55.34
L508	Reads text with comprehension, locates details and sequence of events	58.32

Range of Performance of Students who Answered Correctly							
Below 30%		30% - 50%		50% - 75%		Above 75%	
Number	%	Number	%	Number	%	Number	%
197	13.65	347	24.05	568	39.36	331	22.94

Lowest Performing Learning Outcomes (LOs)

- 1 - Reads and comprehends independently storybooks, news items/ headlines, advertisements etc. (55.34)
- 2 - Reads text with comprehension, locates details and sequence of events (58.32)